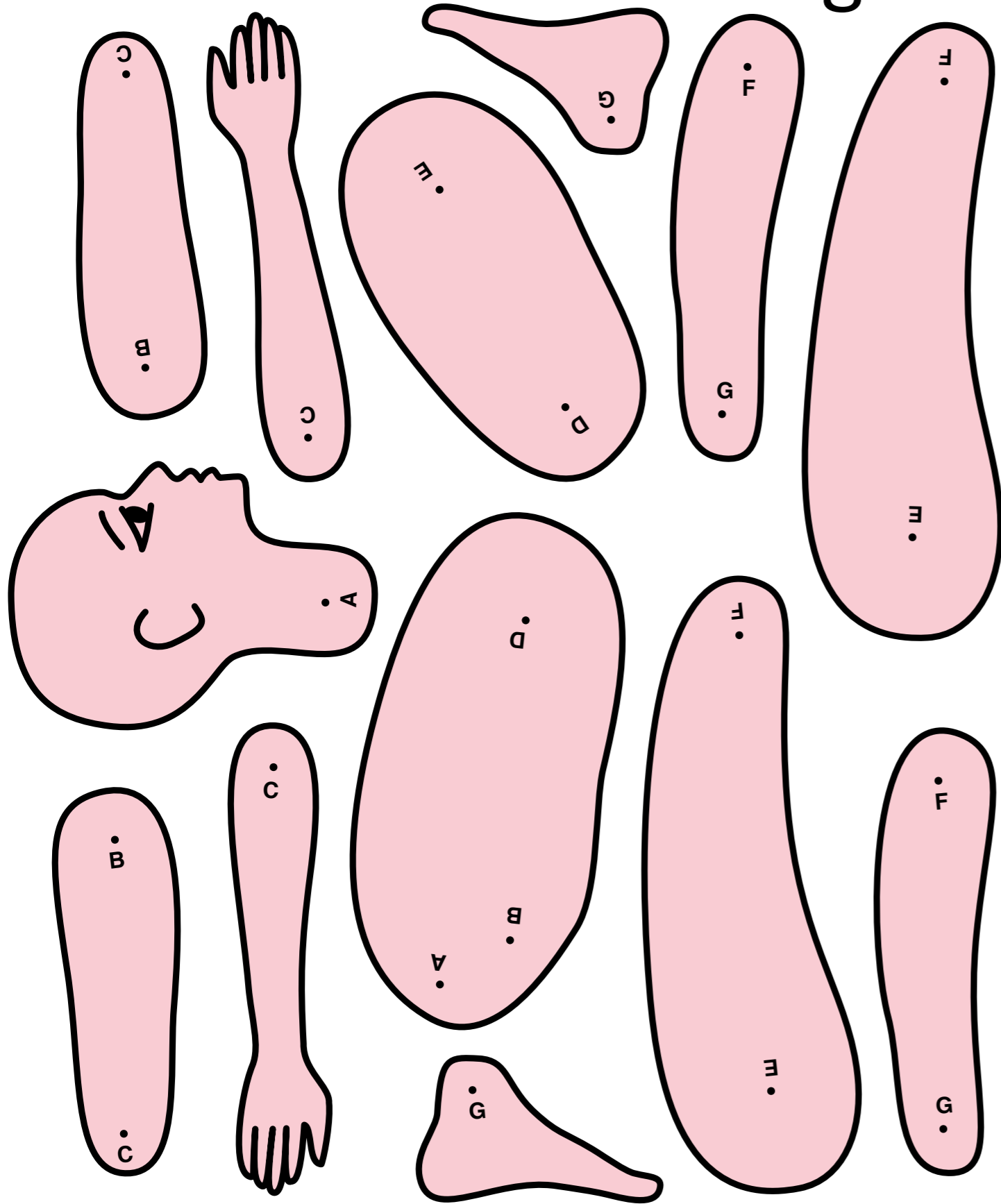
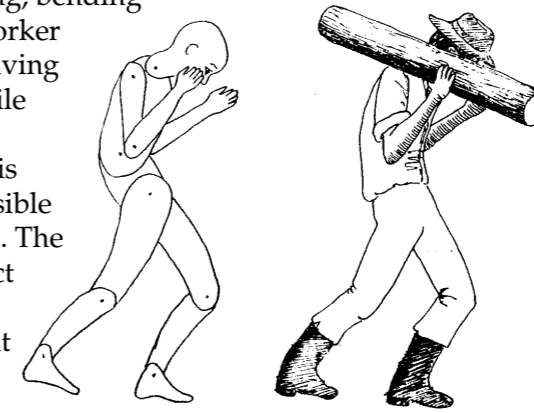


Pictures with Model Figures



POSTERS, LEAFLETS AND FLANNEL BOARDS are all very helpful for teaching groups about all kinds of different subjects. A few people are gifted artists who can draw anything. Most of us are definitely **not** – we struggle to draw **anything** that others will recognise! Sometimes we can copy or enlarge pictures to use. But what can we do if we have no suitable drawings to copy from?

Maybe an extension worker wants to show a farmer in various positions – stooping, bending or planting. Or a health worker needs to show a woman giving birth or breast-feeding while seated. Even if there is no original picture to copy, this model figure makes it possible to produce good drawings. The model gives you the correct proportions of a human figure and lets you adjust it to show any position.




Directions

- 1 Cut the various body parts out carefully. If possible, photocopy the page so you don't need to cut up your issue of *Footsteps*. It is a good idea to glue the paper to cardboard or thin plastic to make it stronger. It may also be possible for carpenters to use thin plywood if they have a jigsaw.
- 2 Connect the pieces with needle and thread, making sure the letters on the pieces match. The needle and thread should go through the dots near each letter. Make knots in the thread on each side of the paper. The knots should be large enough not to pull through easily. Make sure each joint can move easily. Do not use stitches or the model will not be movable.
- 3 Once you have finished the model you can now arrange it in any position. The model can move in ways that people cannot, so make sure the model is always arranged in positions your own body can make!
- 4 Lightly draw or trace around the model onto a piece of paper. You will need at least one other person to help you keep the model in place. Alternatively, you may find a piece of glass or clear plastic will hold the model in position. The model can be turned to face left or right.
- 5 Once the outline is finished you can be creative! Add hair and clothing, make the figure into a man or woman, young or old. Use a permanent marker to finish the drawing. We show two examples to give you some ideas.



We hope you enjoy using your model. We are grateful to World Neighbours for letting us adapt this article which appeared in Volume 19-3E of In Action. Maybe you could send us a photo if you use your model to make successful posters or booklets!



BIBLE STUDY

The ministry of Dorcas

By Mary Kanene

IN THIS BIBLE STUDY we look at the value of a particular woman in God's service – Dorcas.

Read Acts 9:36–39. Dorcas had a great love for the Lord. She took time in prayer and studying the Bible. From her love of God came this great love for others. Notice that she **always** helped the poor – not only when she had time and resources, but **always**. What is our ministry? What has God called you to do? Who benefits from our work – ourselves, our pride or others? These are not easy questions to answer. Spend time thinking about your ministry.

Read Acts 9:40–42. God raised Dorcas back from the dead because he had compassion on the people who mourned her. He used Peter to bring her back to life because the women who were her friends missed her so much. Her friends were the poor – the widows. When we leave our area for new work will people be glad or sad? Who will cry if we die?

Like Dorcas, the woman who is now working with the Dorcas Club in Lusaka, Zambia, was also given a death sentence – she found she was HIV-infected. She became too weak to continue her work as a teacher. Depressed and confused, she turned to God to ask his guidance. Through him she was 'raised up' despite her sickness. He restored her to new life. He gave her a burden for full time ministry with poor women. Now, through the vision of this lady, the Dorcas Club trains young women to work alongside poor women – some of whom also have AIDS – in providing skills-training, love and compassion.

Read 1 Thessalonians 1:3. May this be our prayer – for those in the Dorcas Ministry, Lusaka, and similar groups around the world and for ourselves.